


Student Competition Judges Training



Student Competition

This year in the student competition there are:

585	10-min talks
43	3-min talks
301	posters/infographics
46	virtual posters/infographics

We could not do this without you.

Thank you for your time and service to this important part of the Annual Meeting!



Today's Presentation

We will review everything you need to know to be a student competition judge

Please stay for the entire presentation

Some topics may not apply to all competition types, but general judging information will be conveyed throughout the presentation



Judging Forms

All scores and comments must be submitted online through your individualized Confex link

<https://esa.confex.com/esa/2019/scposter/reviewers/compactreview.cgi?username=XXXXXX&password=XXXX>

This version is adapted for your laptop, phone, or tablet

You have received your link via email from Becky Anthony

- Please let us know if you have not received your email or need it sent to another address
- If you are an alternate, you will not receive an email with a link unless you are called upon to judge



When you click on the link, you will go to a page like this:

Welcome Becky Anthony!

Grad 10-min: P-IE, IPM Field Crops 2

Monday, November 18, 2019: 10:10 AM - 12:10 PM

Room 230 (America's Center)

To edit or review your scores, please select from the list below:

Select by: ☒ ID ☐ Title ☐ Score

Choose one... ▼

Continue



Select “Title” radio button and then choose the titles from “Choose one” dropdown menu, if you are accessing the form through your computer. If you are using your phone, any of the radio buttons should work.

Welcome Becky Anthony!

Grad 10-min: P-IE, IPM Field Crops 2

Monday, November 18, 2019: 10:10 AM - 12:10 PM

Room 230 (America's Center)

To edit or review your scores, please select from the list below:

Select by: ☒ ID ☐ Title ☐ Score

Choose one... ▼

Continue



If you prefer to score on paper judging forms, they will be available at the Judges' Break Room (Room 200). Please make sure you enter your scores through the Confex link at the end of the session.

Welcome Becky Anthony!

Grad 10-min: P-IE, IPM Field Crops 2

Monday, November 18, 2019: 10:10 AM - 12:10 PM

Room 230 (America's Center)

To edit or review your scores, please select from the list below:

Select by: ☒ ID ☐ Title ☐ Score

Choose one... ▼

Continue



Confex Online Judging Form

Presentation
number & title
will be at the top
of the screen

Scoring begins just
below general
presentation
information

All criteria are scored
on a scale of 1-10 or 1-5

SCTMP 1111: Management of *Helicoverpa zea* (Boddie) in cotton

Session:

Grad 10-min: P-IE, IPM Field Crops 2 (37213)

Experiments were conducted during 2019 to evaluate bollworm thresholds and insecticide control in Bt cotton. Results from these experiments will be discussed.

First Presenting Author

Presenting Author

Michael Francis
Biochemistry, Plant Pathology, and Entomology
Mississippi State University
100 Old Hwy 12
Mississippi State, MS 39762
USA
Phone Number: 6623787425
Email: mcf188@msstate.edu

Scientific Content (50%)

CONTENT: Introduction & background w/ pertinent literature cited

- ☐ Excellent - 5
- ☐ Very Good - 4
- ☐ Good - 3
- ☐ Fair - 2



DELIVERY: Clear answers to questions

☐ Excellent - 5
☐ Very Good - 4
☐ Good - 3
☐ Fair - 2
☐ Needs Improvement - 1

Presentation (50%) Total:

TOTAL SCORE:

Providing comments to the author is a very important part of the process, to help authors improve their delivery. To provide comments for authors, please select any or all of the following that apply and add comments in the box provided(check any that apply):

☐ Presentation was marred by delivery; failure to enunciate and/or speak into the microphone.
☐ Slides were difficult to read (e.g. font size was too small or color choices lacked contrast) and interpret (e.g. poor choice of figures or complicated tables).
☐ Speaker did not provide adequate interpretation and explanation of relevance.
☐ Greater emphasis on transitions and clear objectives, results, conclusion, implication statements.
☐ Time management could be improved.
☐ Unable to adequately answer questions from the audience.
☐ Presented research had flaws in design or interpretation of results.
☐ Good use of time.
☐ Good enunciation and eye contact with the audience.
☐ Slides were easy to read and see even from the back of the room.
☐ Good use of photos and figures to illustrate your talk
☐ Good explanation of the relevance of what you are doing.
☐ Good answers to questions from the audience.


Comments

[Return to start](#)

After scoring is completed. Please take a few moments to add constructive comments to the student.

Be sure to click “Submit” to save all scores, comments, and changes. Will automatically move to the next presentation.

NOTE: You may still alter scores and/or comments after clicking “Submit”.



Adding Comments for Student Competitors

Provide constructive and helpful comments and remarks

Some “common” comments have been pre-populated

Or, you can write specific comments in the “Comments” box

Avoid commenting on the personal appearance of the presenter

Avoid judging based on accent

All comments and feedback will be provided to students after the meeting



“No-Show”

If a presentation is a “no-show”, skip it and score the next presentation

Do not enter any scores or comments for the “no-show” presentations

Click “Return to Start” to go back to the homepage and select the next presentation



Conflict of Interest

Please recuse yourself from any talk, poster or infographic with which you have a conflict; skip it and score the next presentation

Conflicts could include being

- the student's advisor
- a member of the student's advisory committee
- a co-author on a student paper related to the work

Please remain anonymous to the students



10-min & 3-min Presentation Judges

Check in with the session moderator 10 minutes before the start of the session – this will help us determine any no-show judges

Make sure you are comfortable (e.g., water, coffee, use restroom) before session starts

Keep up with scoring each presentation – it will be difficult to come back later!



10-min Presentation Rubric

Reminders on Criteria Changes (from 2018):

- Appropriate title for presentation content
- Clear answers to questions from the audience
- All presentations should be 8 minutes leaving 2 minutes for questions


Rubric is available at:

<https://www.entsoc.org/events/annual-meeting/student-competition-judges-information>

Scientific Content 50%	Content	5	Introduction & background w/ pertinent literature cited
		10	Objectives or hypotheses clearly stated & concise
		5	Title appropriate for presentation content; <i>judge title given at start of presentation (not program book)</i>
		10	Materials & methods (study design) clear, concise, & appropriate to problem
		10	Interpretation of results & analysis clear, concise, & accurate
		10	Significance of results to field of study clearly discussed
Presentation 50%	Organization	5	Logical order; minimum redundancy
		5	Smooth transitions between presentation sections
	Slides	5	Legible w/ appropriate fonts, color contrast, & no conflicting backgrounds
		5	Text w/ no grammatical errors & not excessively wordy
	Delivery	10	Appropriate volume & speed of speech; maintain eye contact with audience
		10	Effective use of figures and/or tables; <i>including whether axis labels are legible</i>
		5	Effective use of time; <i>8 minutes for presentation; 2 minutes for questions</i>
		5	Ability to field questions

50% Scientific Content

50% Presentation



10-min Presentation Rubric

Several notes on scoring:

- When judging the match between title and content, judge the title given at the presentation, not what is in the program book
- Students who run over the allotted 10 minutes will receive “0” (zero) score for the “Effective use of time” criterion
- Student who did not leave time for question will receive “0” (zero) score for the “Ability to field questions” criterion

Scientific Content 50%	Content	5	Introduction & background w/ pertinent literature cited
		10	Objectives or hypotheses clearly stated & concise
		5	Title appropriate for presentation content; <i>judge title given at start of presentation (not program book)</i>
		10	Materials & methods (study design) clear, concise, & appropriate to problem
		10	Interpretation of results & analysis clear, concise, & accurate
		10	Significance of results to field of study clearly discussed
Presentation 50%	Organization	5	Logical order; minimum redundancy
		5	Smooth transitions between presentation sections
	Slides	5	Legible w/ appropriate fonts, color contrast, & no conflicting backgrounds
		5	Text w/ no grammatical errors & not excessively wordy
	Delivery	10	Appropriate volume & speed of speech; maintain eye contact with audience
		10	Effective use of figures and/or tables; <i>including whether axis labels are legible</i>
		5	Effective use of time; 8 minutes for presentation; 2 minutes for questions
		5	Ability to field questions

50% Scientific Content

50% Presentation



3-min Presentation Rubric

Reminders:

- Presenters may use as many slides as they would like
- No time is allowed for questions with these presentations

Rubric is available at:

<https://www.entsoc.org/events/annual-meeting/student-competition-judges-information>

Comprehension & Content 50%	5	Background and significance of the topic: Relevant to current or emerging issues
	5	Significance of the results: Improved knowledge of the topic
Engagement & Communication 50%	5	Stage presence & engaging audience: Eye contact, voice inflections, stance, professional demeanor, engaged & held audience attention, enthusiastic delivery
	5	Effective use of time and visuals; logical delivery

50% Context and Content

50% Communication



After 10-min or 3-min Session is Over

Review your judging and make sure scores are entered

Check comments or add comments in space provided

All scores and comments must be completed in Confex **by 6:30 PM**
on Monday, November 18



How to Review Scores

Click on “Return to start” to return to the dropdown list of all presentations

CLICK [HERE](#) TO PRINT THIS PAGE NOW.

[Return to start](#)

SCTMP 1109: *Helicoverpa zea* incidence and susceptibility to Bt corn across North Carolina and South Carolina in relation to agroecosystem composition

Session:
Grad 10-min: P-IE, IPM Field Crops 2 (37213)

Check that each presentation, except those on which you recused yourself or had no-show presenters, has a score. You may review the details of the score by selecting the presentation number.

Welcome Becky Anthony!

Grad 10-min: P-IE, IPM Field Crops 2

Monday, November 18, 2019: 10:10 AM - 12:10 PM

Room 230 (America's Center)

To edit or review your scores, please select from the list below:

Select by: ☒ ID ☐ Title ☐ Score

- Choose one... ▼
- Choose one...
- 1108 = 68.00 C
 - 1109 = 71.00 C
 - 1110
 - 1111
 - 1112
 - 1113
 - 1114
 - 1115
 - 1116
 - 1117
 - 1118
 - 1119

Poster, Virtual Poster, and Infographic Judges

You may enter the Exhibit Hall to begin judging as early as 7:00 AM

If you are judging prior to the Exhibit Hall opening at 9:00 AM, you must show your judging form as proof you are a judge to gain early access

Poster and virtual poster judging must be completed and scores/comments uploaded in Confex **by 6:30 PM on Monday, November 18**

Virtual posters/infographics are located on flat screen monitors near the physical posters in the Exhibit Hall



Poster and Virtual Poster Rubric

Reminders of Criteria Changes (from 2018):

- Title relevant to presentation content
- Abstract well-written and printed on poster
- Students are not expected to be present during judging. Being available for questions/answers to questions is not part of their overall score.


Rubric is available at:

<https://www.entsoc.org/events/annual-meeting/student-competition-judges-information>

Scientific Content 60%	Content	5	Introduction & background w/ pertinent literature cited
		5	Title relevant to presentation content; <i>judge title given on poster (not Program Book)</i>
		10	Abstract informative, well written, correlates with poster content, & printed on poster
		10	Objectives clearly stated & concise
		10	Materials & methods (study design) clear, concise, & appropriate to problem
		10	Results, analysis, & discussion clear, concise, & accurate
		10	Significance of results to field of study
Poster Display 40%	Organization	5	Logical order, minimum redundancy
		5	Effective use of space; smooth transitions between sections
	Text, Figures, Tables	10	Legible w/ large fonts, color contrast, no conflicting backgrounds
		10	Text w/ no grammatical errors; not excessively wordy
		10	Effective use of figures and/or tables, coordinated w/ text

60% Scientific Content

40% Display



NEW! Infographic and Virtual Infographic Rubric

Reminder: Students are not expected to be present during judging. Being available for questions/answers to questions is not part of their overall score.

Rubric is available at:
<https://www.entsoc.org/events/annual-meeting/student-competition-judges-information>

Scientific Content 50%	Content	5	Title appropriate for presentation content; <i>judges will score the title given on the infographic, not what is listed in the Program Book</i>
		10	Content is concise but accuracy is not compromised for simplicity
		10	Content creates intrigue and/or surprise
		10	Do you think the viewer would come away with a better understanding of the subject after viewing the infographic?
		10	Significance of subject matter is clear. What new information does the infographic present and why is it important?
		5	Relevant citations are included

50% Scientific Content

NEW! Infographic and Virtual Infographic Rubric

Reminder: Students are not expected to be present during judging. Being available for questions/answers to questions is not part of their overall score.

Rubric is available at:
<https://www.entsoc.org/events/annual-meeting/student-competition-judges-information>

Infographic Display 50%	Organization	10	Big picture, "take home" message is immediately evident
		5	Effective use of space; smooth transitions between sections
	Visual Aids	5	Legible with large fonts, color contrast, no conflicting backgrounds
		5	Overall infographic is pleasant to view
		10	Use of graphical elements is creative or innovative
		10	Evokes an emotional response to learn more or take action
		5	Viewer feels compelled to share the infographic

50% Display



Poster, Virtual Poster, and Infographic Judges

Check-in with the Student Competition Co-Chairs via text or email when you enter the Exhibit Hall to begin judging

- **JC Chong** – 843-409-0544; superduperjc@gmail.com
- **Theresa Pitts-Singer** – 435-770-6378; tpittssing@gmail.com

Be sure to include your name & session you are judging

This will help us determine any no-show judges



After Poster or Infographic Judging is Completed

Review your judging and make sure all scores are entered

Check comments or add comments in the space provided (in Confex)

Upload scores and comments **by 6:30 PM on Monday, November 18**



Alternate Judges

ASSUME YOU WILL BE NEEDED

Report to Room 200 no later than **7:50 AM** and **10:00 AM** on Monday morning

Please stay in the room until the sessions begin in the event a late vacancy is identified

If you are needed to judge a session, you will be sent your individualized link to access the Confex judging forms



Judges Breakfast and Break Room

A **complimentary continental breakfast** for all student competition judges (and alternates!) will be provided starting at **7:00 AM** on Monday, November 18 in **Room 200** of America's Center and will be refreshed at **9:30 AM**

The Judges Break Room (Room 200) will be open until 2:00 PM on Monday



Need Access to a Computer?

Remember that the Confex link has been adapted for your phone and tablet

However, if you need to use a computer, you may upload your scores in the Presentation Preview Room (Room 106)

Presentation Preview Room is open until 6:00 PM



Issues? Questions? Contact Us!

JC Chong – 1-843-409-0544 (cell)

juanghc@clemson.edu (before the meeting)

superduperjc@gmail.com (during the meeting)

Theresa Pitts-Singer – 1-435-770-6378

tpittssing@gmail.com



Thank you for
your service!

